



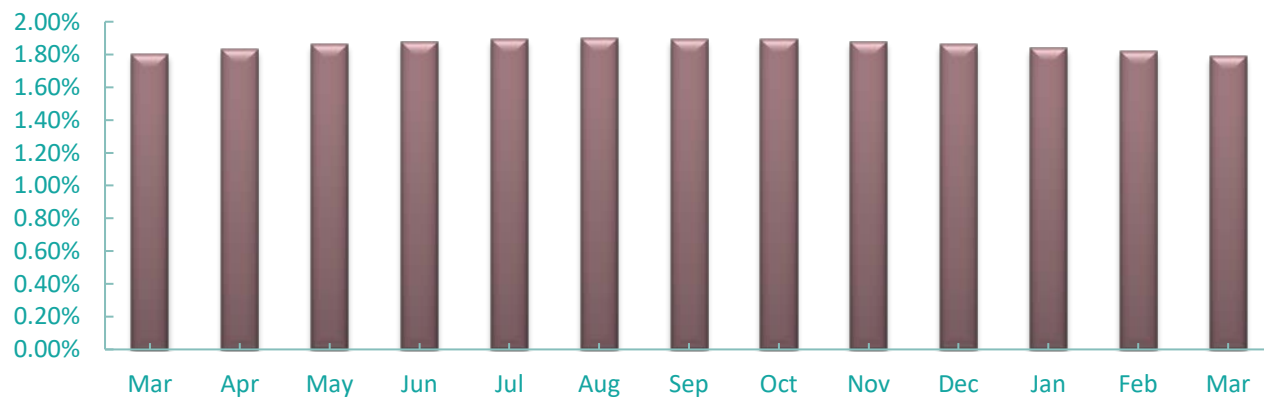
# Current Investing Rates

**March 31, 2020**

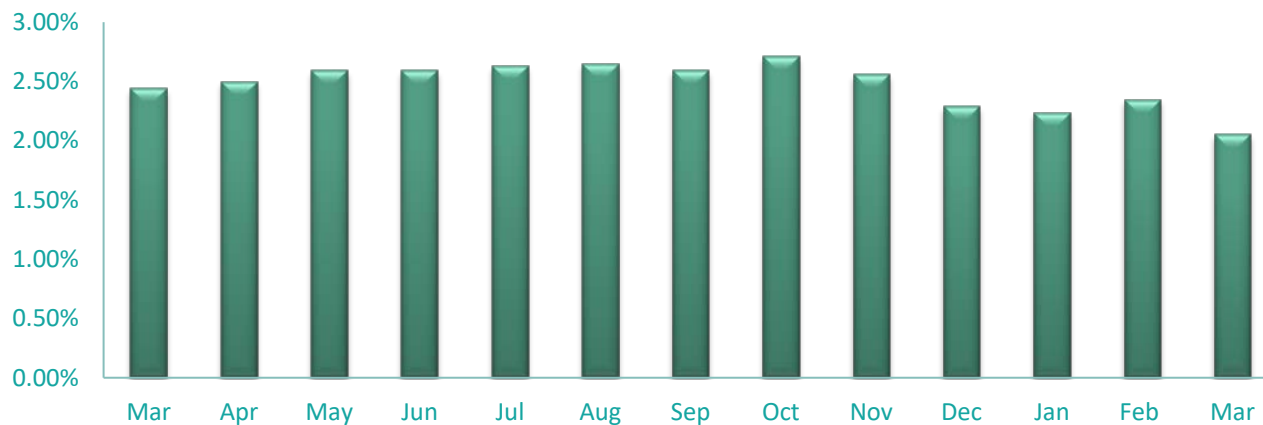
	<u>One Month</u>	<u>Three Months</u>	<u>Year-to-date</u>	<u>One Year</u>	<u>Since Inception</u>
<b>Money Market Fund:</b> First Nations Finance Authority **	0.14%	0.43%	0.43%	1.79%	3.78%
<b>Intermediate Fund:</b> First Nations Finance Authority **	0.04%	0.65%	0.65%	2.05%	3.44%
<b>Bond Fund:</b> First Nations Finance Authority **	0.09%	1.71%	1.71%	3.00%	5.78%

\*\* After fees

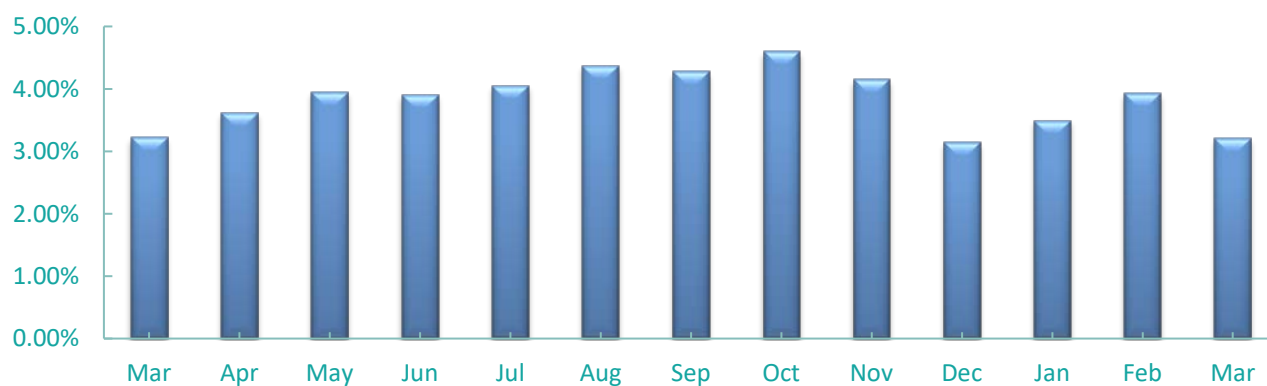
## Money Market Fund



## Intermediate Fund



## Bond Fund





# Current Investing Rates

**March 31, 2020**

	<u>One Year Annualized</u>	<u>Since Inception</u>
<b>Money Market Fund:</b>		
First Nations Finance Authority	<b>1.84%</b>	<b>3.80%</b>
<i>Custom Benchmark**</i>	1.53%	3.53%
<b>Intermediate Fund:</b>		
First Nations Finance Authority	<b>2.24%</b>	<b>3.45%</b>
DEX 365-Day T-Bill Index	1.81%	3.05%
<b>Bond Fund:</b>		
First Nations Finance Authority	<b>3.50%</b>	<b>5.79%</b>
DEX 91-Day T-Bill Index	3.27%	5.51%

Note: All results/indices presented after net fees

*\*\*Represents custom benchmark: changed from DEX 91-day T-bill Index effective January 1, 2013*

